REVISIONS			
REV	DESCRIPTION	DATE	BY
D	CHANGED MOB THRU HOLES TO MOB2, AND REMOVED & ADDED LETTERING TO ZWRT	6/16/98	
E	ADDED HOLE FOR -12V POGO	11/4/98	HDH

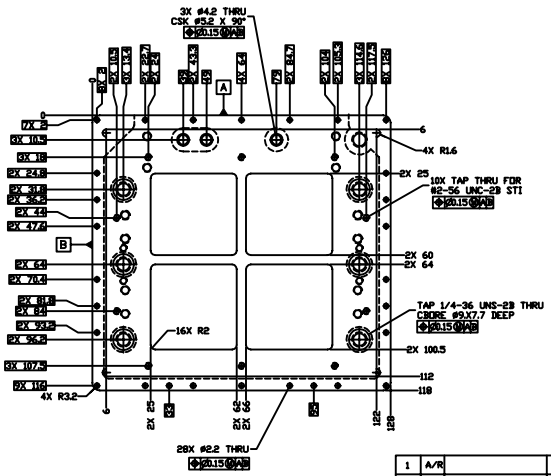

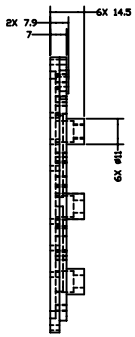

NOTES, UNLESS SPECIFIED OTHERWISE:
1. REMOVE BURRS & BREAK SHARP EDGES, R0.15 MAX
2. IDENTIFY PART BY BAGGING AND TAGGING
3. MATERIAL CERTS REQUIRED
4. "XXX" INDICATES SERIAL # OF PART. BEGINNING SN TO BE SPECIFIED ON PURCHASE ORDER. EACH SUCCESSIVE PART TO BE INDEXED BY ONE.

25.4 mm
1 Inch

THIRD ANGLE PROJECTION

ITEMS	QTY	PART NUMBER	NOMENCLATURE	MATERIAL SPECIFICATION
1	A/R		ALUMINUM, 6061-T6	QQ-A-250/11

TOLERANCES (EXCEPT AS SPECIFIED)
DIM | TOL | TOLERANCE
X | ±0.01 | ±0.25
XX | ±0.005 | ±0.13
XXX | ±0.002 | ±0.05
ANGLES ±°

SURFACE FINISH 1.6

SURFACE TREATMENT
GOLD ALODINE 600 PER
MIL-C-5541, CLASS 3

MASS
150.2g

DO NOT SCALE DRAWING
METRIC DRAWING
CONTROL DWG
INTERPRET PER ANSI Y14.5-1994
MILDWG STANDARD PER ANSI/ASME Y14.24

APPROVALS		DATE
DRAWN	K. KROMER	5/6/98
CHECKED		
ISSUED		

Space Sciences Laboratory
UNIVERSITY OF CALIFORNIA, BERKELEY, USA

DWG TITLE
BACKPLATE
MENA DETECTOR

SIZE	PROGRAM	DWG NO.	REV
B	IMAGE	8324-A5	E

SCALE FULL SHEET 1 OF 2

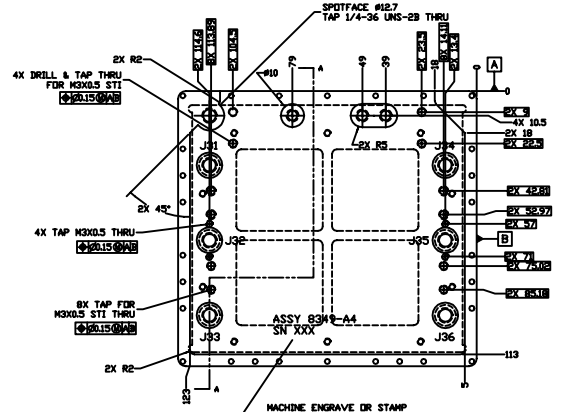

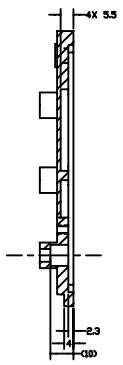

SECTION A-A

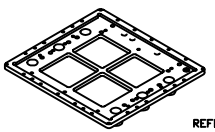

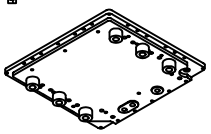

REFERENCE ISOMETRIC VIEWS
HALF SCALE
LETTERING NOT SHOWN

SIZE	PROGRAM	DWG NO.	REV
B	IMAGE	8324-A5	E

SCALE FULL SHEET 2 OF 2