REVISIONS			
REV.	DESCRIPTION	DATE	APPROVED
A	BASELINE RELEASE	8/1/97	D.S.

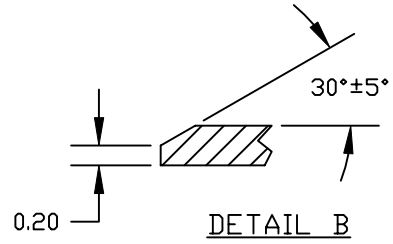

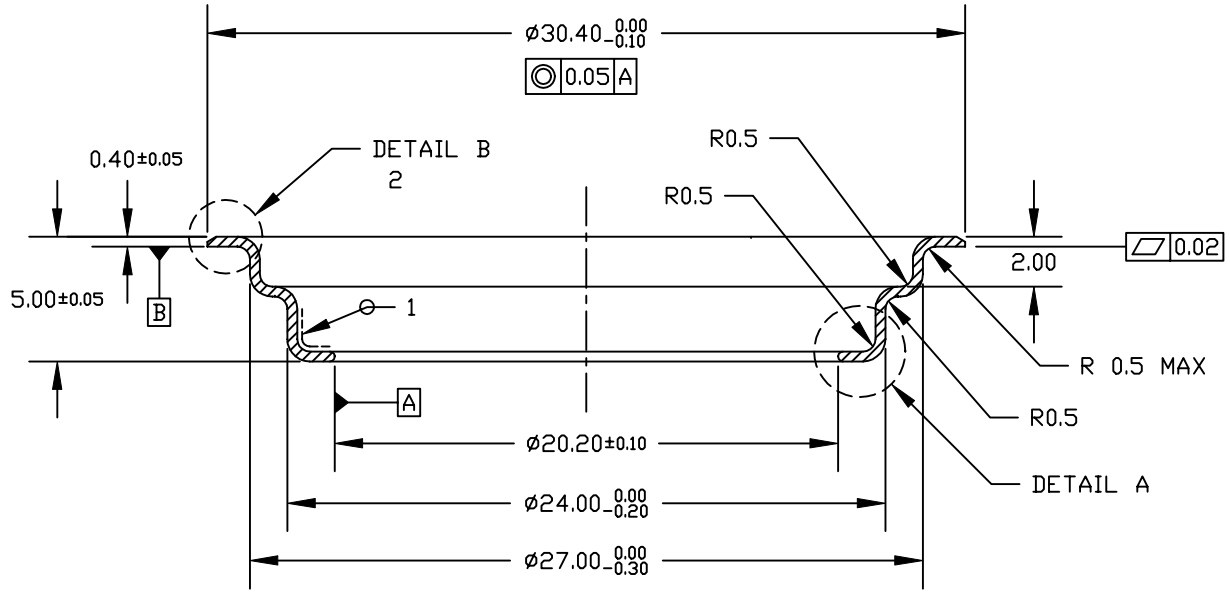

NOTES:

1. FRIT AREA; SURFACE ROUGHNESS A/R FOR COMPAT. WITH PYROCERAM 7578 FRIT MAT'L (FERRO) OR EQUIVALENT.
2. UCB PREFERS NO CHAMFER BUT CHAMFER IS ALLOWED IF USING PRE-EXISTING CHAMFERED FLANGE FOR ASSEMBLY.

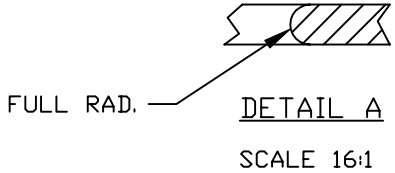

25 mm

ITEM#	QTY	PART NUMBER	NOMENCLATURE	MATERIAL SPECIFICATION
1				NIROMET 44

THIRD ANGLE PROJECTION

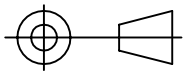

NEXT	FINAL	NEXT ASSY	USED ON
QTY REQD PER ASSY		APPLICATION	

TOLERANCES (EXCEPT AS SPECIFIED)

OVER	TO	TOLERANCE
0	49.99	±0.1
50	249.9	±0.5
250	-	±1
ANGLES		±0.1°

SURFACE FINISH 0.8

SURFACE TREATMENT

MASS

DO NOT SCALE DRAWING
METRIC DRAWING
(UNITS: mm)
INTERPRET PER ANSI Y14.5-1982
WELDING SYMBOLS PER ANSI/AWS A2.4-79

APPROVALS		DATE
DRAWN	J. STOCK	5/8/97
CHECKED	D. SIEGMUND	8/1/97
ISSUED	J. STOCK	8/1/97

Experimental Astrophysics Group
UNIVERSITY OF CALIFORNIA, BERKELEY, USA

DWG TITLE
FIBER OPTIC FLANGE
WIC DETECTOR

SIZE	PROGRAM	DWG. NO.	REV
A	IMAGE	(PREV. 8502) 8077-A3	A

SCALE 4/1 SHEET 1 OF 1